

FUJIKAWA



Press for 5 seconds



BATTERY TESTER

MODEL: **KM808**

BATTERY : 18-200Ah(20hrs) ; Load Current : 160A

A.H./20HR



Operating Instructions

- 1) Attach the red clip to the positive terminal of the battery to be tested.
- 2) Adjust the A.H. knob for the required current and then determine the color scale indicated by the needle.
- 3) Keep the push button depressed for 5 seconds.

NEW! EXTRA PROTECTION!
Protect from mistaken of reverse polarity connection. The needle of Volt meter will not swing back and the buzzer will sound.

New! plus
Buzzer loud when reverse connection

Yellow	Green
Requires	Good
OK?	Yes
	No

DANGEROUS / CAUTION



To ensure for using, please carefully read the "Operating Instructions" and "Safe and Proper Use of this product."

WARNING / CAUTION

Do not hold down the Test Push Button for longer than 5 seconds.

AMARON[®]
LASTS LONG, REALLY LONG.



Press for 5 seconds



MODEL: KM808

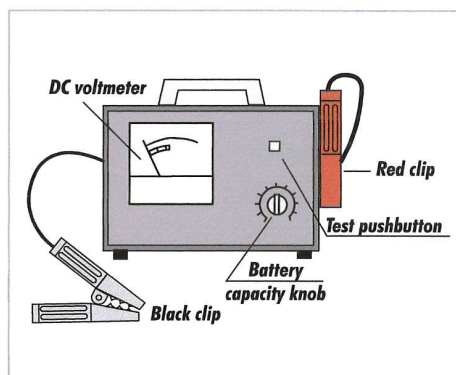
BATTERY : 18-200Ah(20hrs) ; Load Current : 160A

Professional BATTERY TESTER

KM123 and KM200 are portable battery testers which can check the capacity condition of different specification of the car battery, Lead Acid Battery, Sealed Lead Acid, Deep Cycle Battery, Small Traction Battery, Conventional and Low Maintenance Batteries. The testers can also check the quality of various type of electrical switch, such as headlamp switch, tail lamp, relay switch, starting switch, etc.

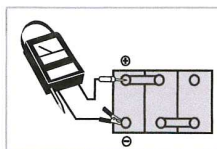


KM123

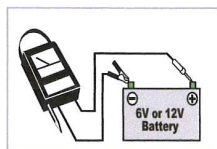


KM200

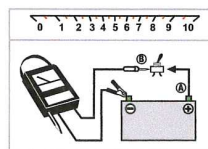
1. CELL TEST (2V)



2. CAPACITY TEST (2V or 12V Battery)



3. CONDITION TEST OF VARIOUS SWITCHES



MODEL	Rated voltage	Rated capacity	DIMENSION(mm.)			WEIGHT Kgs	PRICE
			Wide	High	Deep		
KM123	2-6-12 V	2-200AH	112	220	66	0.85	
KM200	12 V	18-200AH	300	190	140	3.20	